

Newsletter

 AYLMER – Lord Aylmer school – Senior campus

Information - Week #2 – JULY 1 TO JULY 5, 2024



Please read this first section carefully each week, as this information changes during the summer and any changes to regular operation will be announced there.

THEME OF THE WEEK



THIS WEEK AT THE CAMP !

DISCOVERY WORKSHOPS:

- **ART:** Kaleidoscopic Printing (creating a mandala with sponges)
- **COOKING:** New York-Style Pizzas
- **SCIENCE:** Glow-in-the-Dark Slime
- **SPORT EXPLORED:** Basketball and Handball

SPECIAL ACTIVITIES:

- **FESTIVE FRIDAY** with Mr. Freezes, a camp-wide carnival and the presentation of trophies for the theme and green fun efforts.

Welcome to the lush jungle of Madagascar, where the adventures are as wild as the animals that live there! This week, the children will try to crown the new king of Madagascar. But who will have the strength, courage and wisdom necessary to rule this exotic kingdom? Groups will need to take a side. Giraffes, hippos, lions or zebras, which will be the winning team? Who will be the new king?

SPECIAL NOTES FOR THE WEEK



- The day camp is open 5 days this week despite the Canada Day holiday.



IN THIS NEWSLETTER

Arrival / departure
What to put in my backpack
Lunch, snacks and allergies
Beach and Water games
Medications

Important notes
Behavioral follow-up note
Fanclub zone
Day camp access plan
Code of conduct



ARRIVAL AND DEPARTURE

CHANGE OF CAMP SITE : day camp will take place this summer at the school's **SENIOR CAMPUS** located at 116 Frank Robinson Avenue, entrance in the schoolyard, on the right-hand side of the school.

MEETING PLACE: Gymnasium

MORNING WELCOME

The extended camp care program is included for all children, and takes place from 7 a.m. to 9 a.m., beginning of the day at 9 a.m. When you arrive in the morning:

- Give the presence of the child at the reception table
- Validate the list of people authorized to leave with the child as well as the secret code
- Give medications, if necessary
- When entering, your child must drop off their backpack in the designated area and have fun at the daycare.
- At 9 a.m., the children are grouped together and taken care of by their camp counselors.

END OF DAY DEPARTURE

Activities end between 3:45 p.m. and 4 p.m. and extended camp care program, included, takes place from 4 p.m. to 6 p.m.

... before 4 p.m.: Pick up your child from their group.

... during extended camp care: Locate and pick up your child inside the daycare, and then go to the table to confirm departure.

SECRET CODE / ID | A secret code or photo ID will be requested from the authorized person picking up the child.

EARLY PICK UP | For logistical reasons, it is impossible to pick up a child between 3:30 p.m. and 3:45 p.m., as they are on the way to the meeting place. If the child has to leave during the day, please notify us in the morning so that the child can be brought to the office at the scheduled time.

WHAT TO PUT IN MY BACKPACK



Water bottle



2 snacks & lunch



Swimming suit



Tongs



Sunscreen

PROHIBITED: Nuts, peanuts, portable video games and other digital devices, trading cards (e.g. Pokémon cards).

LOST & FOUND: Dedicated bins are available on site. At the end of the summer, any object that has not been claimed will be donated to charity organizations. Sportmax is not responsible for any stolen, lost or broken item.



PFD - Personal flotation device:

- Compulsory for children from 4 to 6 years old
- For children aged 7 and over with difficulty swimming

LUNCH AND SNACKS

Children must bring **COLD LUNCHES** and **2 SNACKS** every day. Children do not have access to a microwave.

NUTS AND PEANUTS ALLERGIES

Nuts and peanuts are strictly prohibited on site. We kindly ask you to avoid products with the tag "may contain traces of peanuts."

The management reserves the right to confiscate any food item that seems inappropriate, and to replace it, at the parents' expense.

VISIT TO THE BEACH AND WATER GAMES

One visit to the beach (Plage du Parc des Cèdres) is scheduled per week (transportation by bus). Water games are also organized at the school site. The frequency and timing of water activities may vary from week to week during the summer and depending on the weather.

To facilitate the preparation for this activity, your child can wear their swimsuit under their clothes when they arrive.

Children must bring a **swimsuit and towel EVERY DAY**. To facilitate the preparation for this activity, it is suggested that children in the Mini zone (4-6 years old) wear their swimsuit under their clothes as soon as they arrive.

SWIMMING TEST AND PERSONAL FLOATING DEVICE: On their first swimming session of the summer at the beach, your child must do a swimming test*. This test helps determine if your child needs a personal flotation device (PFD). **All young children (4-6 years old) must wear a flotation device. Please provide a PFD for your child.**

MEDICATION

Except for epinephrine auto-injectors (EpiPen®) that the child must always have at hand (in a backpack, waist pack or in the counselor's bag), **all medicine must be left at the reception desk.**

A counselor or a member of the management team will supervise the medicine intake at the proper moment during the day.

IMPORTANT NOTES

SUNSCREEN: Please apply sunscreen before leaving home and provide your child with a SPRAY container marked with their name in their backpack. The sunscreen will remain at the day camp during the week, and will be given on Friday. If the container is empty during the week, a memo will be placed in the lunch box.

BOTTLE AND WATER FOUNTAIN: Please provide a bottle identified with your child's name.

INFORMATION ABOUT YOUR CHILD: If your child has any medical, behavioral or allergy issues, please be sure to complete the questionnaire in your child's file:

- 1- Once connected, click on the "FILE" button under the child's name
- 2- Click the "QUESTIONNAIRE" tab
- 3- Complete the section "INFORMATION ABOUT YOUR CHILD"
- 4- Click the "SAVE" button

BEHAVIORAL FOLLOW-UP NOTE

Every Tuesday, we will issue a behavioral follow-up note, at the end of the day, which will keep you informed about your child's attitude and involvement during the week (following instructions, respect for others, participation in activities, etc.) so that every child can have a positive experience. Please take a few minutes to discuss it further with your child and never hesitate to talk to his or her counselor if needed.

FANCLUB ZONE

Visit the FANCLUB area to discover photos and videos of the summer, the camp song and the personalized files of all team members!

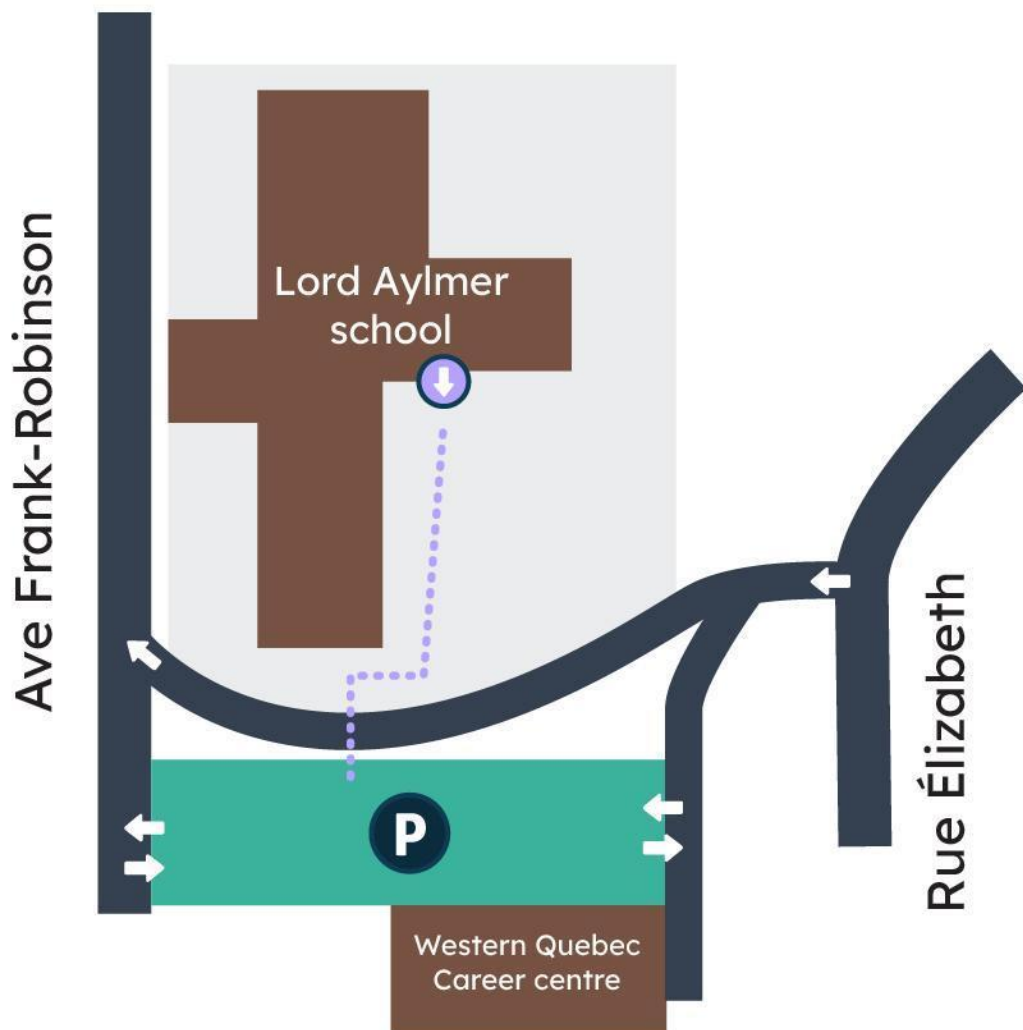
Visit : fanclub.sportmax.ca

DAY CAMP ACCESS PLAN

Lord Aylmer school
116, ave Frank-Robinson

 ARRIVAL/DEPARTURE
Backyard school entrance

 PARKING



The rules of good behavior must be observed in order for the planned activities to be held and to ensure that every child can have a positive experience. Noncompliance can lead to sanctions which can go as far as expulsion.

AS A PARTICIPANT IN THE DAY CAMPS:

- I have fun and I am positive
- I respect the counsellors and their guidelines
- I respect the others participants, I help and encourage them
- I take part in all the activities, even those that I like less
- I always stay with my group and my counsellor
- I talk to my counsellor to address the situation when I have a problem with another child
- I take care of the equipment and the premises
- I take care of the planet by picking up my waste and sorting it out properly

PARENTS' INVOLVEMENT

Although some children may face certain behavioral challenges, the code of conduct applies to everyone. It is therefore essential to declare any special aspect regarding your child's behavior and/or health. Please provide our team with any relevant piece of information or tip that could help us provide him or her with the best possible supervision. Your collaboration is key!

DISCIPLINARY ACTIONS

At all times, counsellors can intervene with the children: a participant can be issued a warning without the need of any sanction. Sanctions will normally be imposed along a gradual scale of measures. However, depending on the nature of the actions taken, more severe sanctions can be issued, without prior notice.

ON THE
BACK

THE 3 LEVELS OF DISCIPLINARY MEASURES
EXAMPLES OF PROBLEMATIC BEHAVIORS

DISCIPLINARY MEASURES – CODE YELLOW

EXAMPLES OF WRONGFUL BEHAVIOR

- To be issued more than 3 warnings for the same behavior
- To use inappropriate language
- To mock, insult someone or make disrespectful remarks (racist, sexist, on a disability, etc.)
- To push or shove someone
- To refuse to participate
- To refuse to stay silent when asked to
- To be negative

SANCTIONS

- Verbal warning
- Partial removal from an activity
- Notification to the parent

DISCIPLINARY MEASURES – CODE ORANGE

EXAMPLES OF WRONGFUL BEHAVIOR

- To repeat a behavior for which the child received a YELLOW notice
- To punch another child or to fight
- To refuse to follow the group
- To bully or threaten another child
- To steal
- To vandalize

SANCTIONS

- On-site suspension: detention in the coordinator or the special educator’s office
- Notification to the parent
- Establishment of an intervention plan

DISCIPLINARY MEASURES – CODE RED

EXAMPLES OF WRONGFUL BEHAVIOR

- To repeat a behavior for which the child received an ORANGE notice
- To hit another child in the face or in the head
- To hit, bite, or spit on a counsellor or any person in charge
- To throw a tantrum
- To refuse to go in the coordinator or the special educator’s office
- To flee

SANCTIONS

Depending on the severity of the actions taken:

- One-day suspension (without refund)
- Expulsion without the possibility to come back (proportional refund)

As soon as the parent is notified, they must immediately come pick up their child at the camp.

Management must believe that the child and the parents’ cooperation will be satisfying in order for the child to be able to come back to camp.

*The examples of wrongful behavior are provided for information purposes only. Other kinds of behavior can also be sanctioned.