

# Newsletter

 AYLMER – Lord Aylmer school – Senior campus

Information - Week #3 – JULY 6th to JULY 10th, 2026



Please read this first section carefully each week, as this information changes during the summer and any changes to regular operation will be announced there.

## THEME OF THE WEEK



Faced with a growing threat, the Republic has urgently tasked the Jedi Order with rebuilding its ranks. Master Yoda set off on a recruitment mission, traveling the galaxy in search of the next Guardians of Space. His journey led him to the day camp, where each counselor volunteers for the noble role. But only three will join the Order. The children, their devoted Padawans, must help their counselor prove they possess wisdom, agility, kindness, and mastery of the Force. May the Force be with you!

## THIS WEEK AT THE CAMP !

### DISCOVERY WORKSHOPS:

- **ART:** Your child will create an optical illusion using only two different colors!
- **COOKING:** So that the Guardians of Space can continue protecting the galaxy, your child will prepare two special snacks: Cookie Dough Fudge and Hero Tacos.
- **SCIENCE:** Your child will build a spaceship! Which one will fly the furthest?
- **SPORT EXPLORED:** Basketball


### SPECIAL ACTIVITIES:

- **FESTIVE FRIDAY** with Mr. Freezes, a camp-wide game and the presentation of trophies for the theme and green fun efforts.

## SPECIAL NOTES FOR THE WEEK


- **Water activities:** Make sure you have your swimsuit and towel every day!

## IN THIS NEWSLETTER



Arrival / departure  
What to put in my backpack  
Lunch, snacks and allergies  
Beach and Water games  
Medications

Important notes  
Behavioral follow-up note  
Fanclub zone  
Day camp access plan  
Code of conduct



## ARRIVAL AND DEPARTURE

**LORD AYLMER SCHOOL - SENIOR CAMPUS - ENTRANCE:** Backyard school entrance (116, Ave. Frank Robinson)

**MEETING PLACE:** Gymnasium

### MORNING WELCOME

The extended camp care program is included for all children, and takes place from 7 a.m. to 9 a.m., with the beginning of the day at 9 a.m. When you arrive in the morning:

- Give the presence of the child at the reception table
- Validate the list of people authorized to leave with the child as well as the secret code
- Give medications, if necessary
- When entering, your child must drop off their backpack in the designated area and have fun at the daycare.
- At 9 a.m., the children are grouped together and taken care of by their camp counselors.

### END OF DAY DEPARTURE

Activities end between 3:45 p.m. and 4 p.m. and extended camp care program, included, takes place from 4 p.m. to 6 p.m.

... before 4 p.m.: Pick up your child from their group.

... during extended camp care : Locate and pick up your child inside the daycare, and then go to the table to confirm departure.

**SECRET CODE / ID |** A secret code or photo ID will be requested from the authorized person picking up the child.

**EARLY PICK UP |** For logistical reasons, it is impossible to pick up a child between 3:30 p.m. and 3:45 p.m., as they are on the way to the meeting place. If the child has to leave during the day, please notify us in the morning so that the child can be brought to the office at the scheduled time.

## WHAT TO PUT IN MY BACKPACK



Water bottle



2 snacks & lunch



Swimming suit



Tongs



Sunscreen

**PROHIBITED:** Nuts, peanuts, portable video games and other digital devices, trading cards (e.g. Pokémon cards).

**LOST & FOUND:** Dedicated bins are available on site. At the end of the summer, any object that has not been claimed will be donated to charity organizations. Sportmax is not responsible for any stolen, lost or broken item.



**PFD - Personal flotation device:**

- Compulsory for children from 4 to 6 years old
- For children aged 7 and over with difficulty swimming

## LUNCH AND SNACKS

Children must bring **COLD LUNCHES** and **2 SNACKS** every day. Children do not have access to a microwave.

## NUTS AND PEANUTS ALLERGIES

**Nuts and peanuts are strictly prohibited on site.** We kindly ask you to avoid products with the tag “may contain traces of peanuts.”

The management reserves the right to confiscate any food item that seems inappropriate, and to replace it, at the parents’ expense.

## VISIT TO THE BEACH AND WATER GAMES

**One visit to the beach (Plage du Parc des Cèdres) is scheduled per week** (transportation by bus). Water games are also organized at the school site. The frequency and timing of water activities may vary from week to week during the summer and depending on the weather.

To facilitate the preparation for this activity, your child can wear their swimsuit under their clothes when they arrive.

Children must bring a **swimsuit and towel EVERY DAY**. To facilitate the preparation for this activity, it is suggested that children in the Mini zone (4-6 years old) wear their swimsuit under their clothes as soon as they arrive.

**SWIMMING TEST AND PERSONAL FLOATING DEVICE:** On their first swimming session of the summer at the beach, your child must do a swimming test\*. This test helps determine if your child needs a personal flotation device (PFD). **All young children (4-6 years old) must wear a flotation device.** Please provide a PFD for your child.

## MEDICATION

Except for epinephrine auto-injectors (EpiPen®) that the child must always have at hand (in a backpack, waist pack or in the counselor's bag), **all medicine must be left at the reception desk.**

A counselor or a member of the management team will supervise the medicine intake at the proper moment during the day.

## IMPORTANT NOTES

**SUNSCREEN:** Please apply sunscreen before leaving home and provide your child with a **SPRAY** container marked with their name in their backpack. The sunscreen will remain at the day camp during the week, and will be given on Friday. If the container is empty during the week, a memo will be placed in the lunch box.

**BOTTLE AND WATER FOUNTAIN:** Please provide a bottle identified with your child's name.

**INFORMATION ABOUT YOUR CHILD:** If your child has any medical, behavioral or allergy issues, please be sure to complete the questionnaire in your child's file:

- 1- Once connected, click on the "FILE" button under the child's name
- 2- Click the "QUESTIONNAIRE" tab
- 3- Complete the section "INFORMATION ABOUT YOUR CHILD"
- 4- Click the "SAVE" button

## BEHAVIORAL FOLLOW-UP NOTE

So that every child can have a positive experience, we will issue a behavioral follow-up note **EVERY TUESDAY**, at the end of the day, which will keep you informed about your child's attitude and involvement during the week. It is a key way to inform the parents of any situation demanding some adjustments. Please take a few minutes to discuss it further with your child and never hesitate to talk to his or her counselor if needed.



Discover photos and videos from the summer, the camp song, and personalized profiles of all team members!

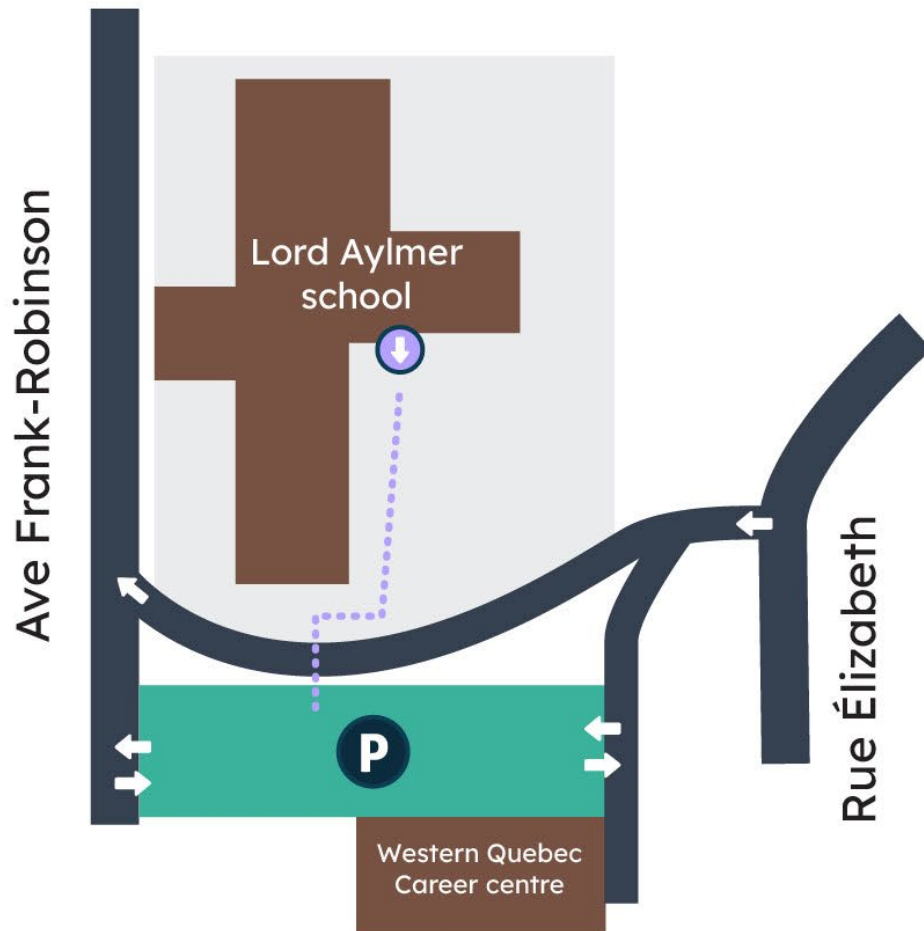
Visit : [fanclub.sportmax.ca](http://fanclub.sportmax.ca)

# DAY CAMP ACCESS PLAN

Lord Aylmer school - Senior campus  
116, ave Frank-Robinson

 ARRIVAL/DEPARTURE  
Backyard school entrance

 PARKING



The rules of good behavior must be observed in order for the planned activities to be held and to ensure that every child can have a positive experience. Noncompliance can lead to sanctions which can go as far as expulsion.

## AS A PARTICIPANT IN THE DAY CAMPS:

- I have fun and I am positive
- I respect the counsellors and their guidelines
- I respect the others participants, I help and encourage them
- I take part in all the activities, even those that I like less
- I always stay with my group and my counsellor
- I talk to my counsellor to address the situation when I have a problem with another child
- I take care of the equipment and the premises
- I take care of the planet by picking up my waste and sorting it out properly

## PARENTS' INVOLVEMENT

Although some children may face certain behavioral challenges, the code of conduct applies to everyone. It is therefore essential to declare any special aspect regarding your child's behavior and/or health. Please provide our team with any relevant piece of information or tip that could help us provide him or her with the best possible supervision. Your collaboration is key!

## DISCIPLINARY ACTIONS

At all times, counsellors can intervene with the children: a participant can be issued a warning without the need of any sanction. Sanctions will normally be imposed along a gradual scale of measures. However, depending on the nature of the actions taken, more severe sanctions can be issued, without prior notice.

ON THE  
BACK

THE 3 LEVELS OF DISCIPLINARY MEASURES  
EXAMPLES OF PROBLEMATIC BEHAVIORS

## DISCIPLINARY MEASURES – CODE YELLOW

### EXAMPLES OF WRONGFUL BEHAVIOR

- To be issued more than 3 warnings for the same behavior
- To use inappropriate language
- To mock, insult someone or make disrespectful remarks (racist, sexist, on a disability, etc.)
- To push or shove someone
- To refuse to participate
- To refuse to stay silent when asked to
- To be negative

### SANCTIONS

- Verbal warning
- Partial removal from an activity
- Notification to the parent

## DISCIPLINARY MEASURES – CODE ORANGE

### EXAMPLES OF WRONGFUL BEHAVIOR

- To repeat a behavior for which the child received a YELLOW notice
- To punch another child or to fight
- To refuse to follow the group
- To bully or threaten another child
- To steal
- To vandalize

### SANCTIONS

- On-site suspension: detention in the coordinator or the special educator's office
- Notification to the parent
- Establishment of an intervention plan

## DISCIPLINARY MEASURES – CODE RED

### EXAMPLES OF WRONGFUL BEHAVIOR

- To repeat a behavior for which the child received an ORANGE notice
- To hit another child in the face or in the head
- To hit, bite, or spit on a counsellor or any person in charge
- To throw a tantrum
- To refuse to go in the coordinator or the special educator's office
- To flee

### SANCTIONS

Depending on the severity of the actions taken:

- One-day suspension (without refund)
- Expulsion without the possibility to come back (proportional refund)

As soon as the parent is notified, they must immediately come pick up their child at the camp.

Management must believe that the child and the parents' cooperation will be satisfying in order for the child to be able to come back to camp.